

1550 mm

754 mm

1314 mm

1374 mm

530 mm

125

125


125

125

125

125

125



1. Introduction

2. Design Requirements

3. Design Solution

4. Manufacturing Process

5. Testing and Validation

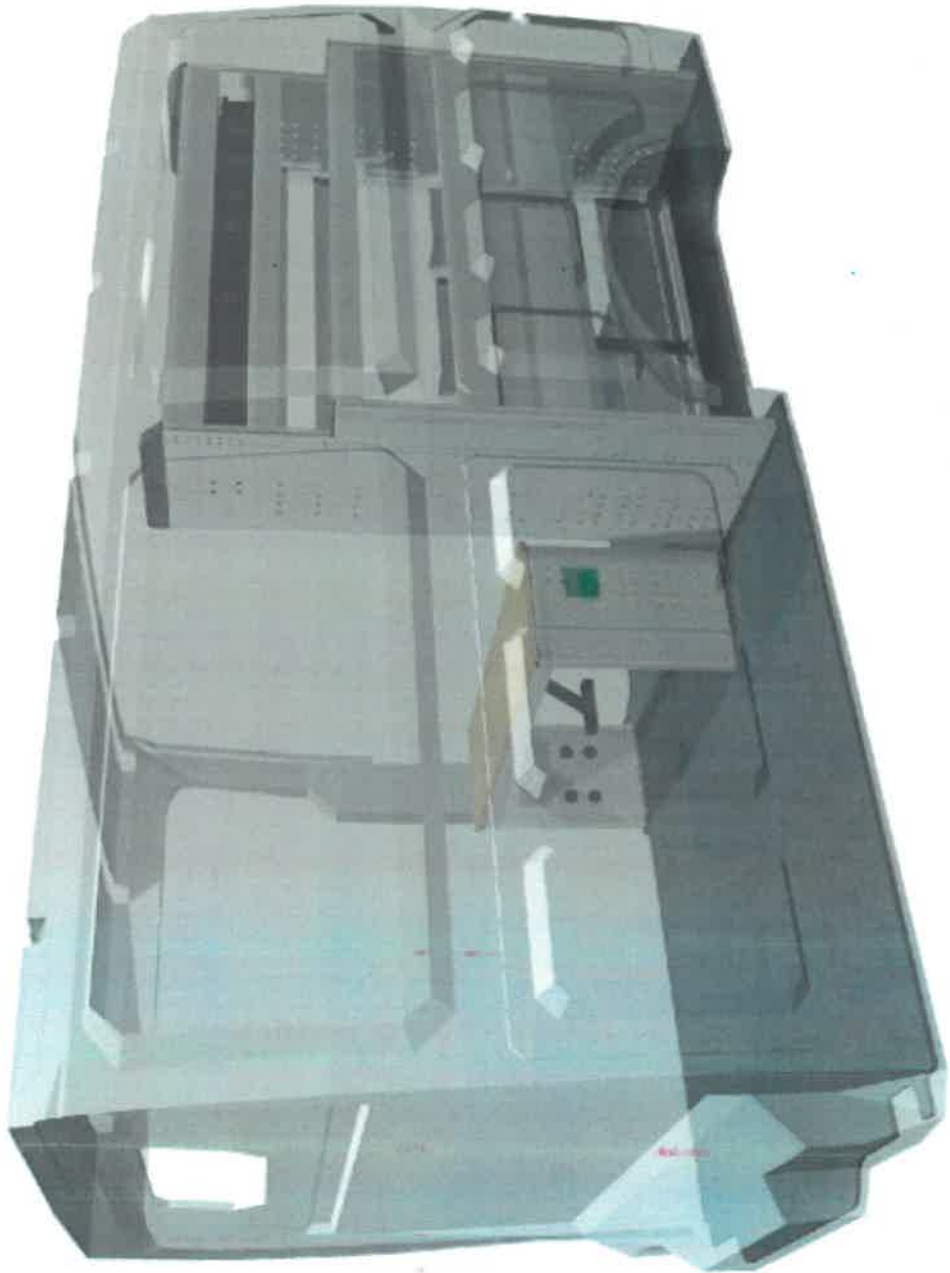
6. Conclusion


7. References

8. Appendix

9. Glossary

10. Index






1. The front panel of the server rack is white and features a green 'Power' button and a series of ventilation holes. The rack is mounted on a metal frame.

2. The interior of the rack is blue and contains a server unit with a yellow door. A power supply unit and a cooling fan are also visible.

3. The server unit is mounted on a metal frame and is connected to a power supply unit and a cooling fan.

4. The power supply unit and cooling fan are located at the bottom of the rack. The power supply unit is connected to the server unit.



10/18

10/18

10/18

10/18

10/18

10/18

10/18

10/18

10/18

10/18

10/18

10/18

10/18

10/18

10/18

10/18

10/18

10/18

10/18

10/18

10/18

10/18

10/18


10/18

10/18

10/18

10/18

10/18



376 mm

1038 mm

1374 mm

488 mm